

NALCAP . North American Language and Culture Assistant in Spain

Application guidelines for student's visa at the General Consulate of Spain in Boston

These guidelines are a **simplified version** of the official instructions and the requirements issued by the Consulate General of Spain in Boston to make the visa application process easier for the NALCAP applicants. PLEASE NOTE THAT YOU WILL BE APPLYING FOR A STUDY/STUDENT VISA.

Please, read carefully every detail of the requirements on the Consulate General of Spain in Boston [website](#).

Be aware that the applicant must be a permanent student at an educational institution or a legal resident in the states of **Massachusetts, New Hampshire, Rhode Island, Vermont, or Maine**.

The application for your visa must be submitted by regular mail or courier. Once your application is reviewed and approved, you will be notified via email and an appointment will be assigned for the applicant to come in person to collect the visa, and to provide the original documents that were previously submitted by mail, including your original passport where the visa will be stamped on.

Send your student visa application and required documents **BY POSTAL MAIL** or **COURIER TO** :(*tracking number required*). In-person or emailed applications will not be admitted.

Consulate General of Spain in Boston
31 St James Avenue, suite 905
Boston MA 02116

Please enclose the following documents:

Originals of:

- A completed and signed National **Visa Application form**. (IMPORTANT. Include your email and telephone number). [Download the form here](#).
- One recent **color photo** (same size required for US passport). See [Requirements](#):
- **Money order** to: "CONSULADO GENERAL DE ESPAÑA" (non-refundable)
Other forms of payment are not accepted.
Fee for US citizens: \$160. Other countries check the Consulate's website.

Notarized copies of

- **Passport**. only biographical page: (where your data are recorded)
Passports issued more than ten years ago are not accepted.
- Valid **student card or ID** from one of the 5 states of our jurisdiction.
- **Letter of acceptance** issued by the Spanish Regional Education Authorities.
This letter must provide information on the school you have been assigned to (address, phone number, person of contact, email), as well as details about your grant, the duration of your program (date of start & date of termination, and the insurance health policy.



Legalized copies of:

- **Background check from the FBI** legalized with the Hague Apostille Certification and translated into Spanish. The certificate must have been issued during the five months prior to the visa application. You can get info on how to get it [here](#).

Regular copies of

- **Medical certificate**. See template below

Also enclose:

- **Express Mail envelope** with your name and address with the required prepaid stamps from the US Postal Service. The envelope should be ready to be mailed in case documents are incomplete and have to be returned.

Please, check all your documents carefully before submitting your application. We provide a **checklist below** for your convenience. Incomplete applications will be immediately returned to the applicant in the required envelope provided with the application.

DISCLAIMER

IN CASE OF DISCREPANCY BETWEEN THIS DOCUMENT AND THE CONSULATE GENERAL OF SPAIN INSTRUCTIONS, THE CONSULATE’S INSTRUCTIONS WILL ALWAYS PREVAIL:

Please, read carefully every detail of the requirements on the Consulate of Spain in Boston website.

Required documents Checklist

National Visa Application form	
One recent color photo	
Money order to: "CONSULADO GENERAL DE ESPAÑA"	
Notarized copy of passport	
Notarized copy of Valid student card or ID	
Notarized copy of Letter of acceptance	
Legalized copies of FBI background check with <u>the Hague Apostille and translation</u>	
Medical certificate	
Express Mail envelope with your name address and required stamps	

Mail to:

**Consulate General of Spain in Boston
31 St James Avenue, suite 905
Boston MA 02116**

Contact email:

cog.boston@maec.es

**BILINGUAL MEDICAL CERTIFICATE
CERTIFICADO MÉDICO BILINGÜE**

*(The content of this certificate is an exact copy In English and in Spanish)
(El contenido de este certificado es exactamente igual en inglés como en español)*

Medical Certificate of Good Health


This certificate verifies that Mr. /Ms.....

Is free of drug addiction, mental illness, and does not suffer from any disease that could cause serious repercussions to public health according to the specifications of the International Health Regulations of 2005. These contagious diseases include, but are not limited to: smallpox, poliomyelitis by wild polio virus, the human influenza caused by a new subtype of virus and the severe acute respiratory syndrome (SARS), cholera, pneumonic plague, yellow fever, viral hemorrhagic fevers (e.g.: Ebola, Lassa, Marburg), West Nile Virus and other illnesses of special importance nationally or regionally (e.g.: Dengue Fever, Rift Valley Fever, and meningococcal disease).


Certificado Médico de Buena Salud

Por el presente se certifica que el Sr. /Sra.....


No padece ninguna drogodependencia, enfermedad mental o alguna de las enfermedades que suponen riesgo para la salud pública de conformidad con lo dispuesto en el Reglamento Sanitario Internacional de 2005. Estas enfermedades incluyen, entre otras: la viruela, poliomielitis por poliovirus, gripe humana causada por nuevos subtipos de virus, síndrome respiratorio agudo severo (SARS), cólera, neumonía, fiebre amarilla, las fiebres hemorrágicas virales (como el Ébola, Lassa, Marburgo, etc.), la fiebre del Nilo Occidental y otras enfermedades de ámbito nacional o regional (como el Dengue, fiebre del Valle del Rift, síndrome meningocócico, etc.)



Medical Center Stamp
(Sello del centro médico)
(Mandatory/Mandatorio)



Doctor's Signature
(Firma del médico)



Doctor's License Number
(Número de Registro)

In _____ Day _____ Month _____ Year _____.
(En) (Dia) (Mes) (Año)

Instructions:

Written on letterhead paper from hospital's/doctor's office:

See a doctor (MD) and they will determine if you are of good health according to the International Health Regulation (2005). This PDF file can be sent electronically in order to be printed out on letter head paper. The doctor may also use this sample as a guide to write their own certificate. Remember that it must specifically mention the International Health Regulations (2005). The doctor should then print out, sign, date and stamp the Medical Certificate.

Written on Template:

This template can also be signed and filled out by the doctor, ***with doctor's stamp***; without the stamp, the template is not valid. So if your doctor doesn't have a stamp, in order to be accepted, the doctor must write the information from the template to a letter with a letterhead of the hospital or doctor's office, so it can be accepted at the Consulate (Information provided in first paragraph).

Make sure your name is filled out in both the Spanish and English portions.

Bring the original Medical Certificate and a photocopy to your visa application appointment. We will seal and return your original document so that you can later present it in Spain. We will keep the photocopy to process your visa.